

SERVO MOTOR ACM604V60-T-2500



FEATURES:

- Brushless construction
- 60 mm frame size,
- 60 VDC rated voltage,
- 400 W rated power
- 10000 CPR (2500-line) incremental encoder with A, B, indexing signals
- 1.27 Nm (180 oz-in) rated torque / 3.82 Nm (540 oz-in) peak
- 3.000 min⁻¹ rated speed / 5.000 min⁻¹ peak
- Standard cabling options to ACS series servo drives

DESCRIPTION:

The ACM604V60-T-2500 is a 400 W brushless AC servo motor with 10.000 PPR (2.500 line) optical incremental encoder, 3.000 min⁻¹ continuous speed and 5.000 min⁻¹ peak. When driven by Leadshine ACS series servo drives, this servo motor runs very smoothly between 1 min⁻¹ to 5.000 min⁻¹ quietly at very high precision. It has been implemented in hundreds of industrial OEM applications around the world.

GENERAL SPECIFICATIONS:

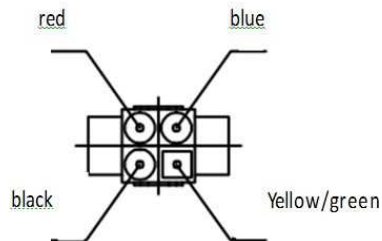
	ACM604V60-T-2500	
Rated Voltage (V)	60	
Rated Power (W)	400	
Rated Torque (Nm)	1.27	
Max. Torque (Nm)	3.82	
Rated Speed (rpm)	3000	
Max. Speed (rpm)	5000	
Rated Current (A)	8.5	
Max. Current (A)	26.4	
Torque Constant (Nm/A)	0.149	
Back EMF constant (V/kRPM)	9.2	
Resistance (Ω)	0.27	
Inductance (mH)	1.3	
Inertia (kg*m ² *10 ⁻⁵)	3.42	
Allowable Radial Load (N)	245	
Allowable Axial Load (N)	74	
Weight (kg)	1.9	
Ambient Operating Temperature (°C)	0 to 40	
Encoder (lines / Rev.)	2500	

SERVO MOTOR ACM604V60-T-2500

CONNECTION:

Motor connector:

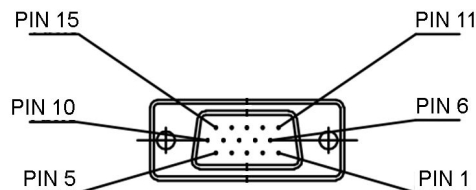
Female housing JST ELR-04NV with male pin SLM-41T-P1.3E;
 Opposite side = male housing JST ELP-04NV with female pin SLF-41T-P1.3E



(view to mating face of connector)

	Wire color	
Motor Phase U	Red	
Motor Phase V	Blue	
Motor Phase W	Black	
Shield / Motor Case	Yellow	

Encoder connector (D-Sub 15 male):

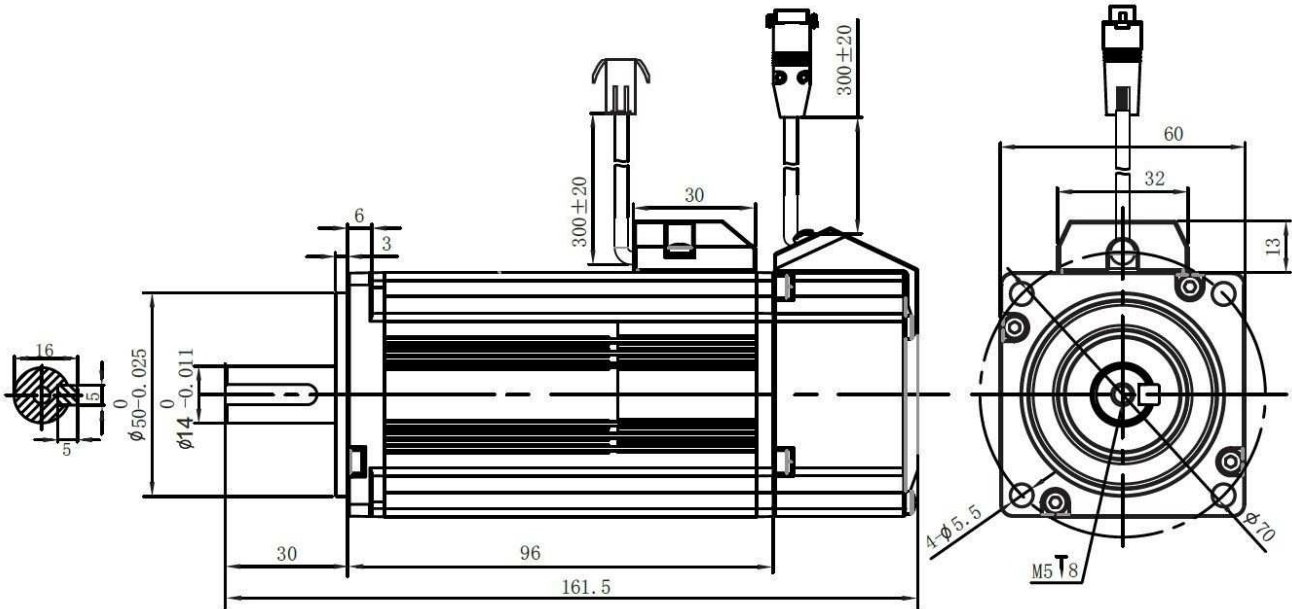


(view to mating face of connector)

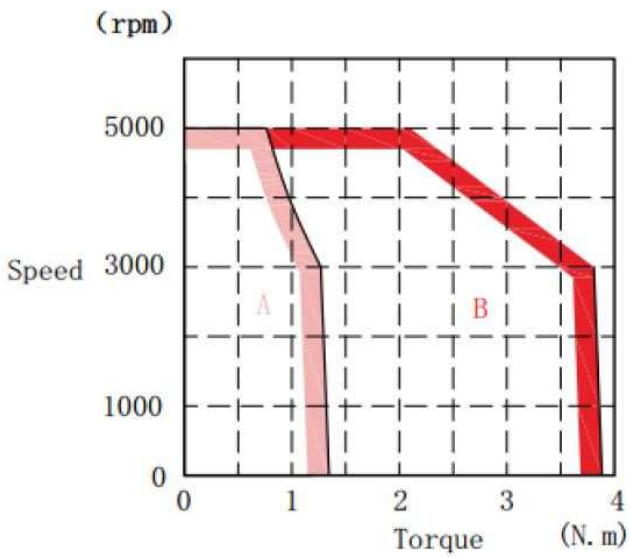
Pin	Signal	Description
1	EA+	Encoder channel A+
2	EB+	Encoder channel B+
3	EGND	Signal ground
4	HallW+	Hall sensor W+
5	HallU+	Hall sensor U+
6	FG	Ground terminal for shield
7	EZ+	Encoder channel Z+
8	EZ-	Encoder channel Z-
9	HallV+	Hall sensor V+
10	HallV-	Hall sensor V-
11	EA-	Encoder channel A-
12	EB-	Encoder channel B-
13	VCC	+5V @ 100 mA max.
14	HallW-	Hall sensor W-
15	HallU-	Hall sensor U-

SERVO MOTOR ACM604V60-T-2500

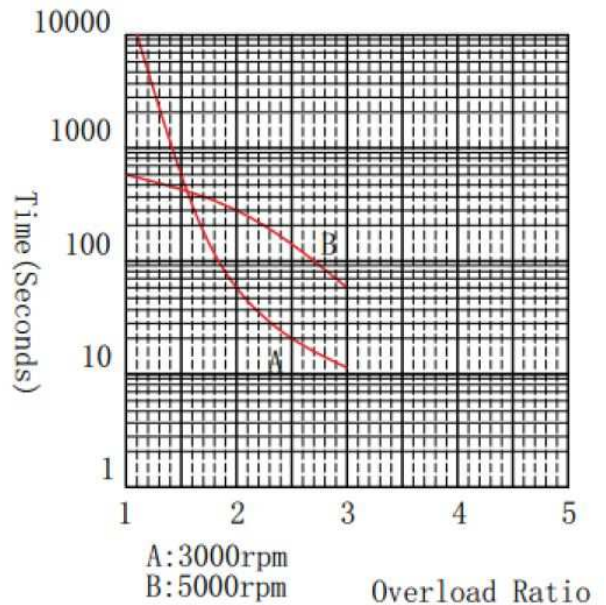
MECHANICAL SPECIFICATION:



TORQUE-SPEED CURVE:



A: Continuous Duty Zone
 B: Intermittent Duty Zone



A: 3000rpm
 B: 5000rpm
 Overload Ratio